

# My Community



# What is a Community?

Start off with a quick game of hangman.

Using a piece of paper, draw dashes to represent the letters in the word **community** and see if children can guess the word before the hangman is drawn.

**Tip:** Give them the following clue. This word is used to describe a group of people who look after and support each other.

Move on to the following activity.

Take it in turns to use mime / actions to describe an important place in our community e.g. Mosque/school/hospital/library.

Discuss the following questions:

- Why are these places important?
- What is your favourite place in the community?
- Why?
- How does this place benefit you?
- What would happen if we did not have this place?

Emphasise the importance of valuing all the different places in our community, without them our life would be difficult.

### Important Places in My Community

We have spotted some very important places in the community and need an expert investigator to name them! Can you help by solving the clues?

**iSpy** with my curious eye, a place in the community beginning with:

**A place where Muslims gather to pray.**  
There are prayers there 5 times a day.  
More busy on Fridays, Ramadhan and Eid. They even have a Qur'an school for kids!

**Mosque**  
Other places of prayer include:  
**Church for Christians**  
**Synagogue for Jews**  
**Temple for Hindus**

**Students go here to learn more.**  
So much knowledge is through this door.  
There are teachers who teach what's new and class mates who learn with you too!

**School**  
Other institutes of learning include:  
**College for teenagers**  
**University to get a degree**

**Whenever someone is very ill.**  
The doctors and nurses take them in.  
As Muslims it's important to pray for and visit and make sure we look after the sick!

**Hospital**  
There is someone who also helps injured animals...do you know it?

**Vet**

**It's the weekend and you can have some fun.**  
Go with your dad or your mum.  
Read books and even borrow them too. There are lots of old books and also lots that are new!


**Library**  
Where else can you go to have some halal fun in the community?  
**Park** for a nice walk and to play on the swings!  
**Leisure Centre** to play some sports like swimming!

**Neighbourhood**  
This is where your family and neighbours live.  
A friendly smile you should always give.  
Some are young and some are old on the street.  
When you pass by make sure you greet!

To conclude this activity, children to use the clues to complete the answers on the Worksheet.

# Important Places in My Community

We have spotted some very important places in the community and need an expert investigator to name them! Can you help by solving the clues?



with my curious eye, a place in the community beginning with:

**A place where Muslims gather to pray.**

**There are prayers there 5 times a day.**

**More busy on Fridays, Ramadhan and Eid. They even have a Qur'an school for kids!**

**M \_\_\_\_\_**

Other places of prayer include:

**C \_\_\_\_\_ for Christians**

**S \_\_\_\_\_ for Jews**

**T \_\_\_\_\_ for Hindus**



**Students go here to learn more.**

**So much knowledge is through this door.**


**There are teachers who teach what's new and class mates who learn with you too!**

**S \_\_\_\_\_**

Other institutes of learning include:

**C \_\_\_\_\_ for teenagers**

**U \_\_\_\_\_ to get a degree**





**Whenever someone is very ill.**

**The doctors and nurses take them in.**

**As Muslims it's important to pray for and visit and make sure we look after the sick!**

**H**\_\_\_\_\_

There is someone who also helps injured animals...do you know it?

**V**\_\_\_



**It's the weekend and you can have some fun. Go with your dad or your mum.**

**Read books and even borrow them too. There are lots of old books and also lots that are new!**

**L**\_\_\_\_\_

Where else can you go to have some halal fun in the community?

**P**\_\_\_ for a nice walk and to play on the swings!

**L**\_\_\_\_\_ **C**\_\_\_\_\_ to play some sports like swimming!



**N**\_\_\_\_\_

**This is where your family and neighbours live.  
A friendly smile you should always give.  
Some are young and some are old on the street.  
When you pass by make sure you greet!**





# Building Strong Communities

Read the Hadith below and ask children the following questions:

“A believer is like a brick for another believer, the one supporting the other.” (Bukhari)

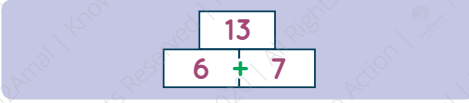
- What does this Hadith mean?
- How do bricks support each other?

Emphasise the following:

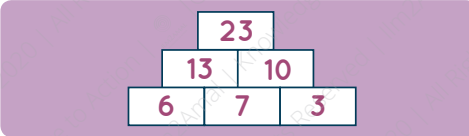
Each of us is like a brick in a wall. We need the support of others and others need our support so we stay strong and stable together, in unity.

**Brick Wall Problems**

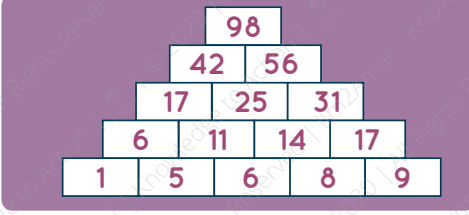
Our communities should be strong like bricks! Look at this brick wall problem. The 2 bricks beneath add together to total the brick above. For example:



Complete this brick wall.



Look at this arrangement for a brick wall with 5 bricks at the bottom. Complete the brick wall.



Which number is at the top?

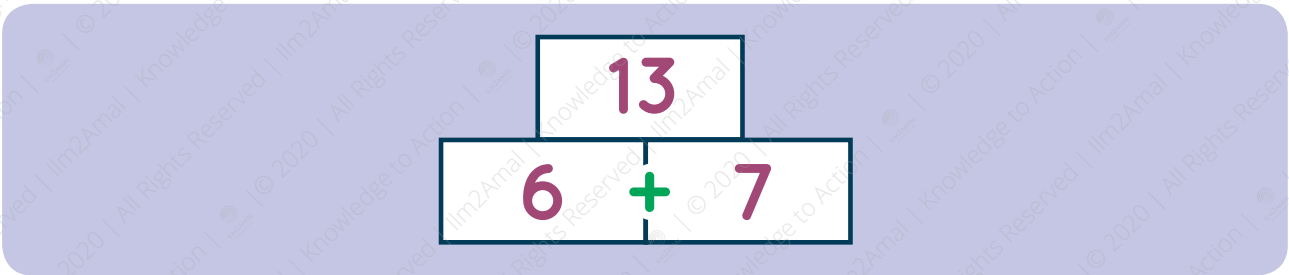
Allow children to complete the problem solving exercise on the Worksheet.

Inform them that the 2 bricks at the bottom add together to total the brick above.

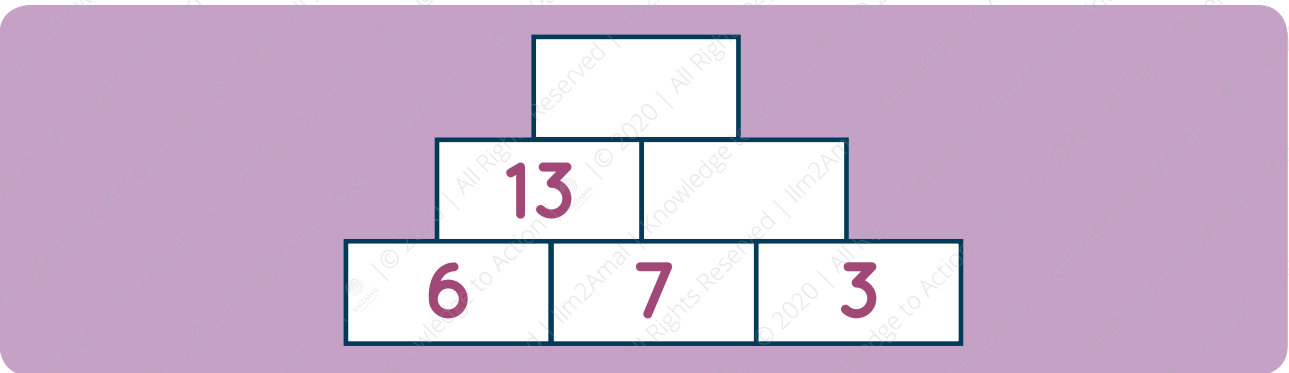
They should complete all the brick walls to make them as strong as possible.

# Brick Wall Problems

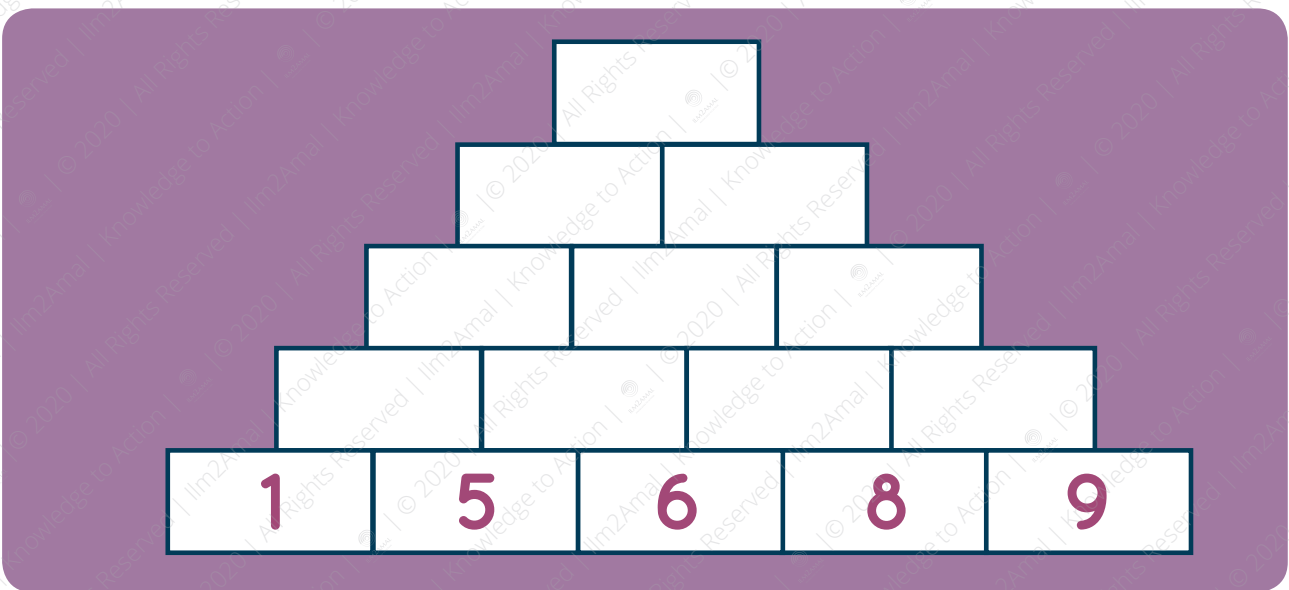
Our communities should be strong like bricks! Look at this brick wall problem. The 2 bricks beneath add together to total the brick above. For example:



Complete this brick wall.



Look at this arrangement for a brick wall with 5 bricks at the bottom. Complete the brick wall.



Which number is at the top?

# My Community

**My Community**

**AMAL**  
Cinta Lingkungan

**Your Task**  
Can you take some clippings from your local newspapers and print off some photos to make a collage in the white space below. Try to use clippings of words, sentences, articles and pictures that show the local community where you live.

Children to take some clippings from their local newspapers and print off pictures to make a collage in the white space. They should try to use clippings of words, sentences, articles and pictures that show the local community where they live.




# My Community



## Your Task

Can you take some clippings from your local newspapers and print off some photos to make a collage in the white space below. Try to use clippings of words, sentences, articles and pictures that show the local community where you live.



# Inspire Others & Win a Prize



We'd love to see how you got on with our activity pack! Share a photo or a video with us by tagging us on Twitter or Instagram, @Ilm2amal or use the hashtag #Ilm2amal.

We're always looking out for creative work that inspires others.

The best photo or video we receive each month will receive a story and activity book as a prize!

## If You Enjoyed This...

**Check out more of our free resources**



**Purchase our story and activity books**



**Purchase our full curriculum**

